

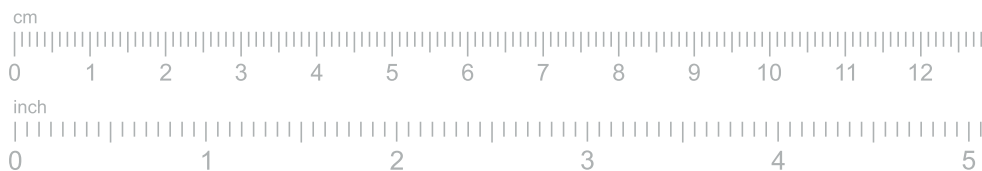
Printing instructions

1 Print the sizing guide

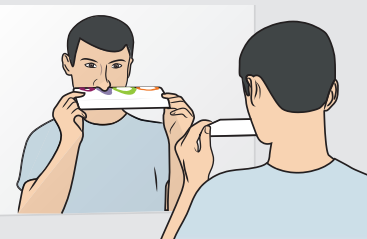
- Print on U.S. Letter or A4-sized paper.
- Ensure you select “Actual size” and not “Fit” in the printer settings.
- For best results, print in color.

2 Measure your printout

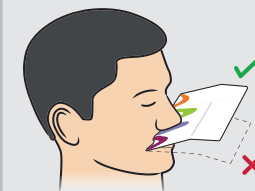
- Place your ruler on the scale below and ensure they measure the same.



TIP
Use a mirror or ask someone at home to assist you with sizing.



Hold the guide so that it presses against the underside of your nose.

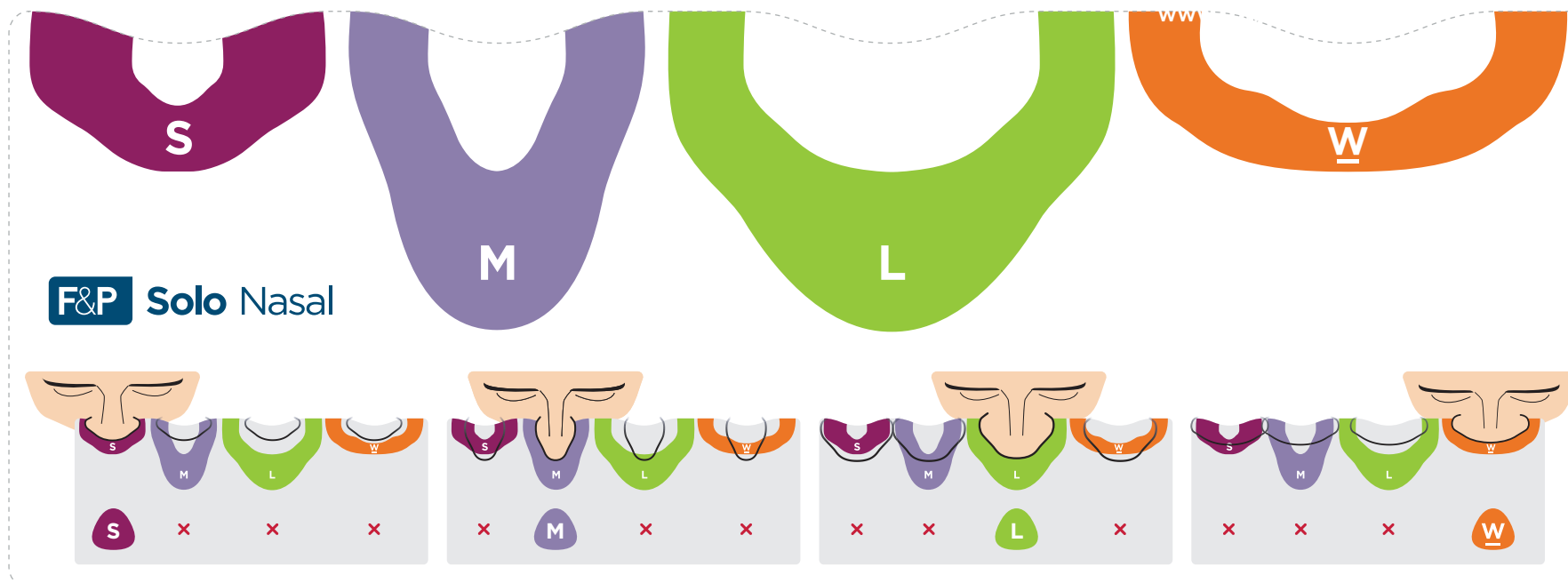


Choose the size that best fits your nose.

Sizing guide instructions

900821 REV E © 2021 Fisher & Paykel Healthcare Limited
F&P, Evora and Solo are trademarks of Fisher & Paykel Healthcare Limited.

Carefully cut along the dotted lines.



This product may not be right for you. Read the warnings and instructions for use before purchase. F&P Solo™ Nasal mask may not be available in all markets.
F&P and F&P Solo are trademarks of Fisher & Paykel Healthcare Limited. For patent information, see www.fphcare.com/ip. REF 626078 REV A 2022-02 © 2022 Fisher & Paykel Healthcare Limited.