

AirFit™P10 | AirFit P10 for Her

Nasal pillows mask



The ResMed AirFit P10 and AirFit P10 for Her masks features a lightweight, flexible tube that stretches and bends to allow flexibility without sacrificing stability.


Systems and Components



Frame



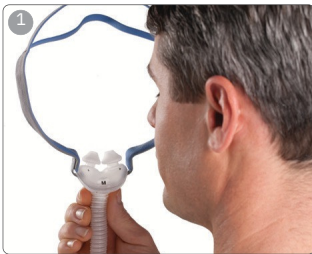
Pillow




Headgear



How to fit the AirFit P10



Place pillows at nose with pillow size indicator on bottom.



Hold bottom band and pull headgear over head so top band sits comfortably on top of head. Feed longer hair through back of frame.



Pull cushion away from nose and place it back again, making sure pillows are positioned upright and fit securely into nostrils.

Ordering information

| Product | Part number | HCP* | Recommended replacement schedule* |
|--|----------------------------------|------------|-----------------------------------|
| Complete mask system (includes frame, pillows and headgear) <ul style="list-style-type: none"> • Starter pack, AirFit P10—small/medium/large pillows • Starter pack, AirFit P10 for Her—Extra small/small/medium pillows | 62900 62910 | A7034 + | — |
| Frame system (includes frame and pillows) <ul style="list-style-type: none"> • Extra small • Small • Medium • Large | 62920 62921 62922 62923 | A7034 | Every 3 months |
| Cushion <ul style="list-style-type: none"> • Extra small • Small • Medium • Large | 62930 62931 62932 62933 | A7033 | Every 2 weeks |
| Headgear <ul style="list-style-type: none"> • AirFit P10 • AirFit P10 for Her | 62935 62936 | A7035 | Every 6 months |

*Replacement cycle may vary depending on patient's insurance coverage.