

Mirage Activa™

NASAL MASK

Fitting Guide



1

- With one headgear clip released from mask, place mask cushion on nose and pull headgear over the head.
- Connect free headgear clip to mask frame.



2

- Adjust upper and lower headgear straps until mask cushion sits loosely on face, with forehead pads lightly touching forehead.



3

- If forehead pads do not touch forehead, adjust forehead support by depressing tab.
- To move tab up, tilt pads forward. To move tab down, tilt pads backward.



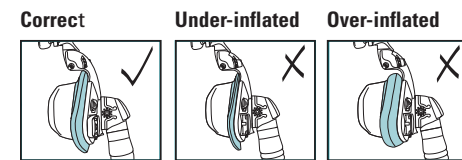
4

- Connect one end of main air tubing to flow generator and other end to mask swivel.
- Connect mask elbow to mask frame—push firmly until it clicks into place.



5

- Turn flow generator on and allow cushion to inflate. If there are air leaks around cushion, lift mask slightly off face and reposition.
- You may need to readjust straps and/or forehead support. Do not overtighten straps—ensure that ActiveCell chamber of mask cushion is moderately and evenly inflated.
- To remove mask, squeeze headgear clips and pull mask and headgear away from head.



Mirage Activa™

NASAL MASK

The ultimate in seal and comfort

The Mirage Activa™ incorporates ActiveCell™ Technology — ResMed's exclusive, auto-stabilizing cushion technology. ActiveCell Technology combines the proven comfort and seal of Mirage™ cushion technology with an inflatable chamber that expands and contracts during therapy.

Automatically adapts and seals

ActiveCell Technology allows the mask to automatically adapt and respond to changes that occur during sleep, such as changes in body position.

Savings in time and cost

The mask's innovative design increases efficiency, reduces overall cost, and improves compliance.

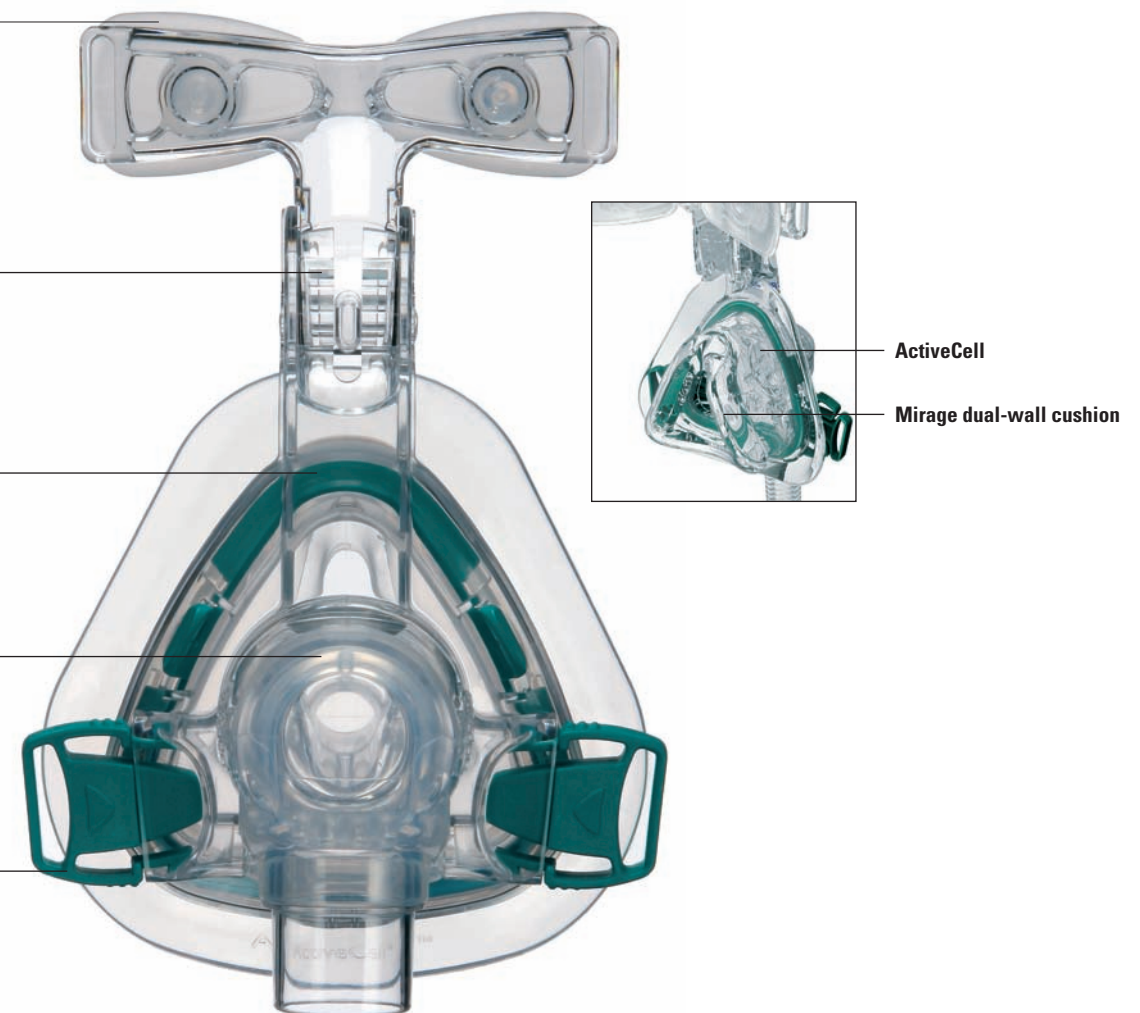
Flexible forehead pads' one-piece design distributes pressure evenly and conforms to the contour of the patient's forehead

Adjustable forehead support offers four positions for better seal and stability

Convenient cushion clip is preassembled with cushion, making it easy to attach and detach from mask frame

One-snap elbow with 360° rotation allows quick and easy removal of the air tube while the mask is still on the face

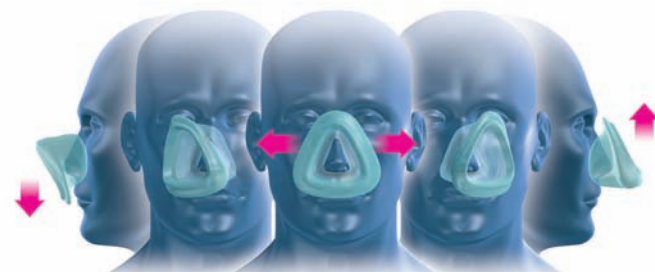
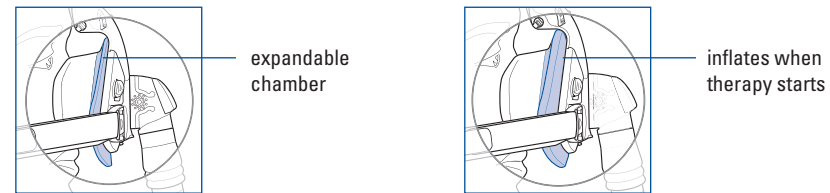
Quick-release headgear clips allow mask to be removed without resetting the headgear for optimal convenience



**TECHNOLOGY HIGHLIGHT—
ACTIVECELL TECHNOLOGY**

- The ActiveCell is an inflatable chamber that expands and contracts during therapy, providing a unique, active seal and a dynamic defense against mask leak.
- ActiveCell Technology minimizes dependence on headgear strap tension.
- The ActiveCell helps prevent leak while minimizing pressure on the face.
- The ActiveCell functions as an independent suspension, keeping the cushion in place even when various forces pull or push the mask frame in different directions.

ActiveCell



PATIENT BENEFITS

- More choice of head and body positions and fewer leak-induced arousals may lead to better quality sleep.
- Reduced strap tension and minimized leak offers increased comfort.
- Set-and-forget convenience eliminates the need to continually adjust the headgear.
- Eye and skin irritation are significantly reduced.

PROFESSIONAL BENEFITS

- Mirage Activa can dramatically reduce mask fitting time.
- First-time fit is likely to be achieved more easily with Mirage Activa.
- Improved comfort and therapy acceptance minimize callbacks and returns.
- Increased comfort and leak control can help optimize patient compliance.

PRODUCT CODES

Mirage Activa Nasal Mask

North and Latin America	
Standard	60100
Large	60101
Shallow	60102

REIMBURSEMENT CODES

HCPCS	Code Descriptor
A7034	Nasal mask used with positive airway pressure device, 1 per 3 months
A7032	Replacement cushion for nasal mask, 2 per month
A7035	Headgear used with positive airway pressure device, 1 per 6 months

Mirage Activa™

NASAL MASK

Components Card

Complete system

Standard	60100
Large	60101
Shallow	60102

Headgear

Small	16118
Standard	60114
Large	16119

Frame system*

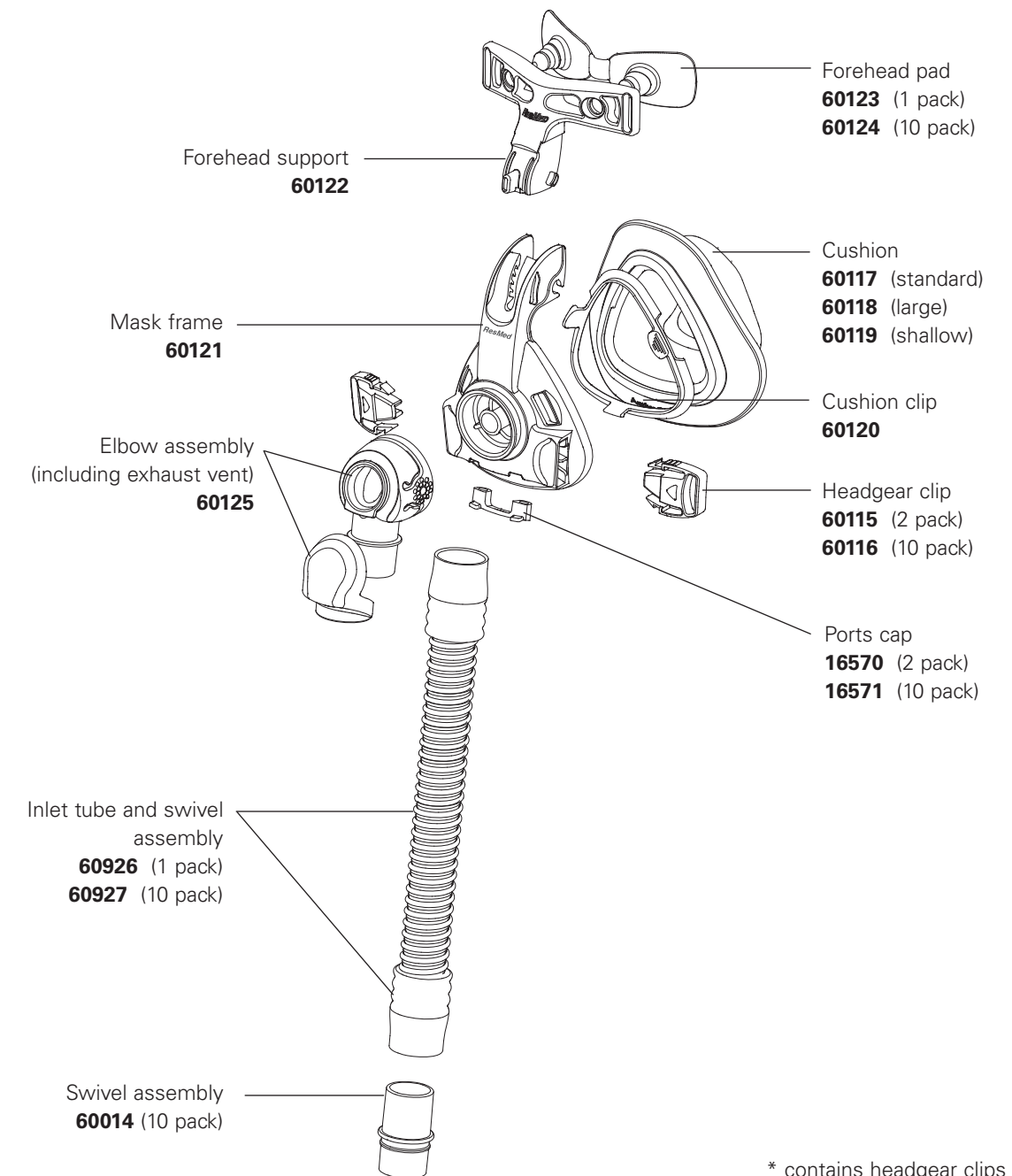
(no headgear)

Standard	60111
Large	60112
Shallow	60113

Frame assembly*

(no headgear, no cushion)

Standard	60144
----------	--------------



* contains headgear clips