

PHILIPS


RESPIRONICS

Wisp

Pediatric nasal mask

 RespShop

Rediscover
dreams



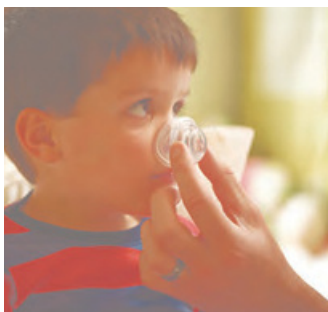
Meet Jacky Giraffe and friends

Jacky Giraffe is a fun character based on the look of the mask itself. Jacky stars in an animated cartoon that children and their parents can watch on DreamMapper or the Philips Respironics YouTube channel. Kids will see Jacky exploring a fantasy world with Sami the Seal and Tucker the Turtle—promoting acceptance of the mask.




Fitting guide for Wisp pediatric patients

Achieving the right fit with Wisp pediatric is easy. Simply follow the instructions below.



1. The mask cushion should fit the width of the nose without blocking the nostrils.



2. Pulling the headgear over the child's head, gently hold the cushion over the nose.



3. Reconnect the clips by pushing them into the mask frame.



4. Connect the Wisp pediatric tubing and elbow swivel to the front of the mask.

Three cushion sizes (SCS, SCM, SCL) are available. Please read the Instructions for Use for additional fitting information.



Minimal contact, maximum comfort

Get the comfort and performance of the Wisp minimal contact nasal mask—designed specifically for children.

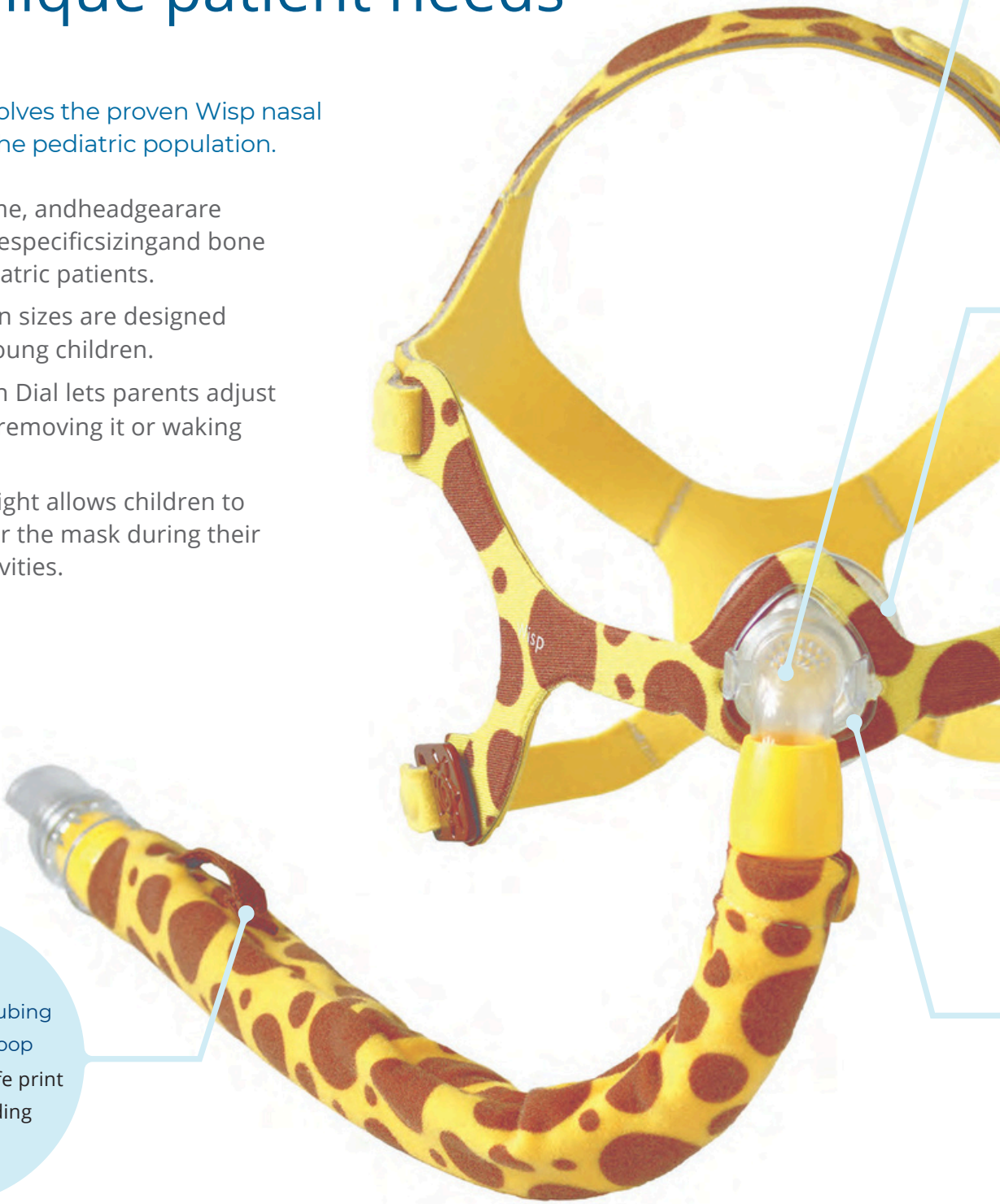
Over the years, adult masks have become smaller, lighter, and less intrusive, while pediatric masks have largely remained the bulky masks of the past. The Wisp pediatric nasal mask is truly designed for children. Wisp pediatric applies a child-friendly fabric pattern, a modified cushion curvature, and family support tools to provide a positive experience for your smallest patients.

Now, with the availability of Wisp pediatric, Wisp youth, and Wisp minimal contact nasal masks, the Wisp platform serves infants to adults, providing continuity and consistency in their therapy experience.

Unique design for unique patient needs


Wisp pediatric evolves the proven Wisp nasal mask design for the pediatric population.

- The cushion, frame, and headgear are designed to fit the specific sizing and bone structure of pediatric patients.
- The three cushion sizes are designed specifically for young children.
- A Leak Correction Dial lets parents adjust the mask without removing it or waking the child.
- An open line of sight allows children to comfortably wear the mask during their normal daily activities.



Optional
tube wrap with tubing
management loop
Enhances the giraffe print
theme while adding
functionality

The tube wrap with tubing management loop enables the tube to be positioned over the head and away from the front of the body.



360° rotating elbow
for freedom of movement
Features a quick release
design

Cushion design,
featuring auto seal groove
technology
Delivers minimal contact
and a snug seal

Click-fit headgear
clips with adjustable straps
Provides for quick and easy
fitting and adjustment

Leak Correction Dial
Enables less intrusive
mask adjustment

The innovative Leak Correction Dial on the Wisp pediatric mask makes fixing small leaks easy. Turn it to the right or left if leaks occur while the child is sleeping to readjust the fit of the cushion on the face. This widens the angle of the front of the frame, gently nudging the cushion closer to the face.

Simplified ordering

for increased efficiency

Wisp pediatric features a streamlined product offering to help make it easier to stock and supply to your customers.

Give your entire pediatric population the comfort they need with Wisp pediatric and Wisp youth.

Wisp pediatric nasal mask

	Part number
Fit pack with 3 cushion sizes	1104953
Replacement parts	
Headgear	110497
Elbow/tube with cover	3
Frame	110497
Small cushions (SCS)	7
Medium cushions (SCM)	110497
Large cushions (SCL)	2
	110496

Wisp youth nasal mask

	Part number
Fit pack with 3 cushion sizes	0109298
	110497
	1

For more information, call
1-800-345-6443

